

TYPE CO

Features

- Manufactured from electrolytic seamless copper tubing
- Compact design
- Range taking
- Re-usable
- Suitable for use in circuits rated 35KV or less, proper high voltage spacing and insulation techniques must be used
- Bossed mounting holes
- Rated for 90° C

Benefits

- Provides maximum conductivity and strength
- Saves space and reduces installation time
- Permits inventories to be kept to a minimum
- Provides efficient use and flexibility in the field
- Application versatility
- Acts as an anti-rotation device and prevents the connector from turning



Fig. 1




Fig. 2




Fig. 3




Fig. 4

Catalog Number	Figure Number	Wire Range	Dimensions							
			L	W	Height With Maximum Wire	Bossed Mounting Hole Tapped	Style Boss And Outside Dimensions	Top Hole Tapped	Top Hole And Inner Side Walls Tapped	Bottom Clearance Hole
CO5RP	1	1/0-6	5/8	9/16	29/32	10-32	Round .227-.231	3/8-27	-	-
CO5SP	1	1/0-6	5/8	9/16	29/32	10-32	Square .227-.231	3/8-27	-	-
CO5CW	1	1-14	5/8	17/32	3/4	-	-	-	7/16-20	.205
CO5SW	2	1/0-14	5/8	17/32	11/16	12-24	Square .248-.252	-	7/16-20	-
CO6RP	3	4/0-2	1	13/16	1-9/16	1/4-20	Round .2825-.2875	9/16-24	-	-
CO7	4	500kcmil-1/0	1-3/8	1-1/8	2-3/8	1/4-20	Round .3025-.3225	5/8-18	-	-
CO8	4	1000kcmil-250kcmil	1-15/16	1-33/64	3-1/2	5/16-18	Round .365-.380	3/4-16	-	-

All wire sizes, unless noted otherwise, are American Wire Gauge (AWG)
Tested to UL 486A/B, UL File E6207